

The **SunBoss** Standard Spring Assist is available in Light, Medium and Heavy-duty versions, all produced in LH and RH mounting configurations. The spring assist is designed to be compatible with all **SunBoss** 38mm clutches, which have a common end design that directly attaches to the spring with a retaining screw.

The spring assist can be used with almost all **SunBoss** tubes, ie 38mm, 43mm, 50mm, 63mm and 40mm + 45mm UNI tubes. The spring assist unit is fitted with an interchangeable support wheel that matches the tube size and holds the spring assist securely in place inside the tube. The support wheels are available in rubber coated or plastic finishes and simply clip over the spring end-housing.

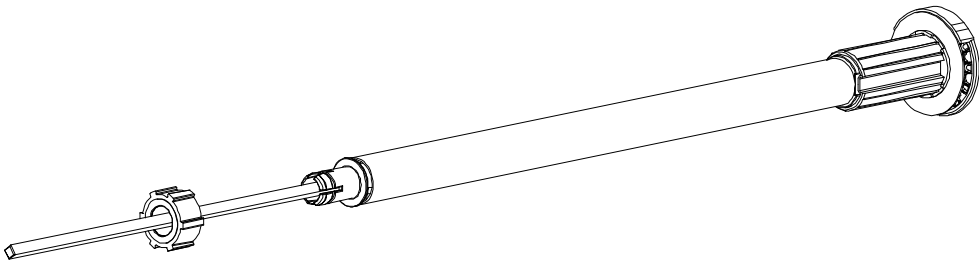
The **SunBoss** Standard Spring Assist holds its tension without any risk of unwinding. Pre-tensioning can be applied to the spring on the work bench and prior to the blind being assembled. This makes the roller blind safer and easier to tension without risk to workers. The spring can also be removed from the blind without losing its tension and re-inserted again.

The spring assist unit is designed to operate quietly, with inbuilt noise reduction features, such as:

- Foam surrounds the inner aluminum shaft to reduce noise as the spring operates.
- The plastic or rubberized adapter wheels assist with the smooth running inside the tube (wheels available for each tube size).
- The outer PVC sheath stops the spring from hitting against the inner tube wall.

FEATURES & BENEFITS

MODULAR DESIGN	<ul style="list-style-type: none"> • Adaptable in all tube sizes (38mm, 43mm, 50mm, 63mm and 40mm/45mm UNI tubes)
VERSATILE	<ul style="list-style-type: none"> • Can be used in conjunction with all single and double bracket options, plus fascia, cassettes etc.
QUIETER OPERATING	<ul style="list-style-type: none"> • Noise reduction internal components used
SAFER TO USE	<ul style="list-style-type: none"> • Can be pre-tensioned outside the tube and will hold the tensions without recoil of the spring
LIFT OPTIONS	<ul style="list-style-type: none"> • Chain operated only
EASY TO SET UP	<ul style="list-style-type: none"> • Setting charts or Excel based Roller Shade Analyser are available to determine the best spring choice and pre-rotation settings for all roller shade configurations





ADDING AND RELEASING TENSION

The **SunBoss** spring assist, or booster spring, can be fitted to all **SunBoss** clutches that have standard 38mm end housing design, ie directly fit into 38mm tube. The springs are designed to create tension to counter-act the weight of the roller blind as the blind is lowered. There are various strength springs available, ie Light, Medium and Heavy Duty which are selected depending upon the size and weight of the blind being assisted.

To fit the spring assist, push the plug end into the end of the clutch, so the rod passes through the 2x release tangs. Fit the screw from the other side of the clutch to secure the spring in place. Using a screw driver, tighten the screw until just firm, then reverse the screw by 2 full turns to ensure the clutch and spring are not binding together. At the far end of the spring, ie the end that pushes inside the tube, a support wheel is fitted to locate the spring centrally inside the tube. There are different support wheels for each size tube, ie 38mm, 43mm, 50mm and 63mm.

Once the spring assist is fitted to the clutch, it should be pre-rotated to set the correct initial tension for optimum performance. For sizing information to select the correct strength spring, plus for pre-rotation information, refer to the charts at the link below or use the Roller Shade Analyser to determine the best settings for optimum performance.

ORDERING INFORMATION: Base Product Number

COMPONENT	ITEM CODES	PACK QUANTITY
STANDARD SPRING ASSISTS		
Spring Assist, Clutch Mounted, Heavy Duty, Left Hand 	50381000-2	10pcs
Spring Assist, Clutch Mounted, Heavy Duty, Right Hand 	50382000-2	10pcs
Spring Assist, Clutch Mounted, Medium Duty, Left Hand 	50383000-2	10pcs
Spring Assist, Clutch Mounted, Medium Duty, Right Hand 	50384000-2	10pcs
Spring Assist, Clutch Mounted, Light Duty, Left Hand 	50385000-2	10pcs
Spring Assist, Clutch Mounted, Light Duty, Right Hand 	50386000-2	10pcs

ORDERING INFORMATION: Base Product Number cont.

COMPONENT	ITEM CODES	PACK QUANTITY
ADAPTER WHEELS		
Universal Adapter Wheel 38mm 	503992100	25pcs
Universal Adapter Wheel 43mm 	503992200	25pcs
Universal Adapter Wheel 50mm 	503992300	25pcs
Universal Adapter Wheel 63mm 	503992400	25pcs
Rubber Spring Assist Adapter Wheel 38mm 	503883000	25pcs
Rubber Spring Assist Adapter Wheel 40mm UNI 	503884000	25pcs
Rubber Spring Assist Adapter Wheel 43mm 	503885000	25pcs
Rubber Spring Assist Adapter Wheel 50mm 	503886000	25pcs
Rubber Spring Assist Adapter Wheel 63mm 	503887000	25pcs

USEFUL LINKS

INSTALL & TENSION VIDEO

PRE-ROTATION TABLES

